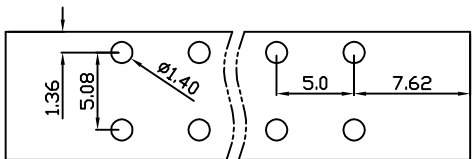
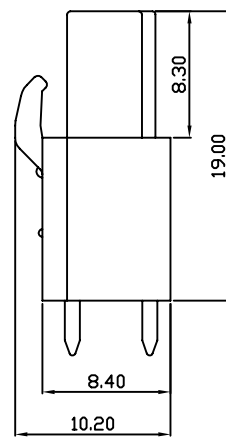
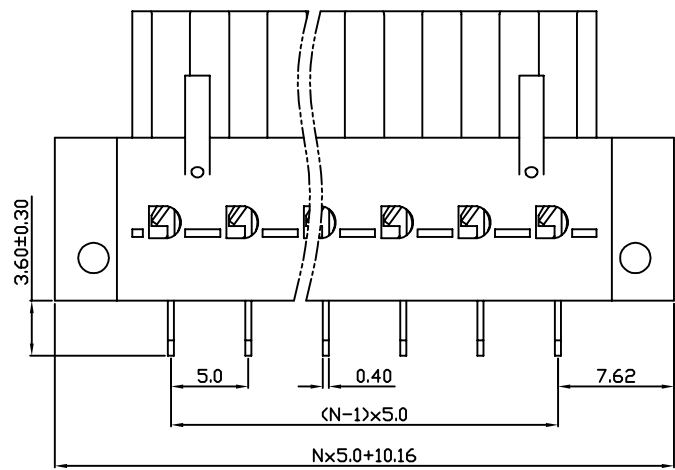
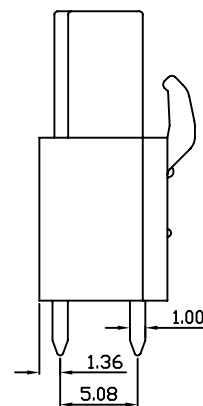
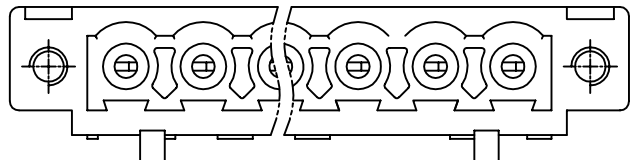


| linear dimension(Tolerances Standard GB/T 14486-2008) | | | | | | | | — | ∇ | \perp |
|---|-------|--------------|---------------|---------------|----------------|-----------------|-------------|-------|----------------|-------------|
| variable range | to 6 | over 6 to 10 | over 10 to 30 | over 30 to 60 | over 60 to 100 | over 100 to 160 | over 160 to | to 10 | over 10 to 100 | over 100 to |
| tolerance | ±0.20 | ±0.30 | ±0.50 | ±0.70 | ±1.00 | ±1.30 | ±1.60 | 0.10 | 0.30 | 0.60 |



PCB Layout



DB2EBM — 5.0 — XXP — C
 (Series No.) (Pitch) (Poles)
 (Color) : 1.(Green) 2.(Black) 3.(Blue) 4.(Clear) 5.(Gray)
 6.(Orange) 7.(Red) 8.(White) 9.(Yellow)

APPD: J Ting Chen 2022.4.6
 CHKD: Duck Mao 2022.4.6
 DRFT: Steven Lu 2022.4.6

DORABO 宁波地博电气有限公司
 Ningbo Dorabo Electric CO., Ltd

NAME: DB2EBM-5.0-XXP-C

| | | | | |
|------------------------|------------|---------------------|-----|------|
| \oplus | SIZE: A4 | $\frac{mm}{(inch)}$ | REV | T0-1 |
| TYPE: CUSTOMER_DRAWING | SCALE: 1:1 | SHEET | 1/1 | |

| UL/CUL 技术参数 | UL/CUL Technical Data | | |
|---|-----------------------|-----|-----|
| 等级 Use Group | B | C | D |
| 额定电压 Rated Voltage [V] | 300 | - | 300 |
| 额定电流 Rated Current [A] | 15 | - | 10 |
| 接线范围 Wire Range | - | | |
| 单/多芯线 Solid/Stranded [AWG] | - | | |
| 耐电压 Withstanding Voltage | 1600V/1Min | | |
| IEC 技术参数 | IEC Technical Data | | |
| 过电压类别 Overvoltage Category | III | III | II |
| 污染等级 Contamination Class | 3 | 2 | 2 |
| 额定电压 Rated Voltage [V] | 320 | 320 | 630 |
| 额定电流 Rated Current [A] | 12 | 12 | 12 |
| 额定冲击电压 Impulse withstand voltagea [KV] | 4 | 4 | 4 |
| 导线截面积 Conductor cross section | - | | |
| 硬质/柔性导线 Solid/flexible [mm ²] | - | | |
| 材料 Material | | | |
| 绝缘材料 Insulation Material | PA66 | | |
| 阻燃等级 Imflammability | UL94V-0 | | |
| 导体材料 Contactor Material | 铜合金 Copper alloy | | |
| 导体表面镀层 Contactive Coating | 镀锡 Sn Plated | | |
| 一般参数 Other Data | | | |
| 间距 Pitch [mm] | 5.0 | | |
| 极数 Poles [P] | 02~24 | | |
| 剥线长度 Stripping Length [mm] | - | | |
| 螺丝 Screw/扭矩 Torque(Max) [N.m] | - | | |
| 工作温度 Operating temperatur [°C] | -40~+105 | | |
| 引针尺寸 Pin Dimensions [mm] | 0.4x1.0 | | |
| PCB板孔径 PCB Hole Diameter [mm] | 1.40 | | |