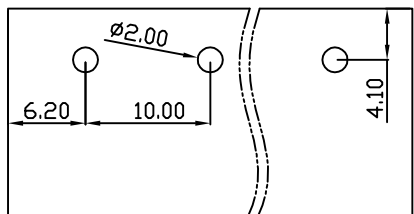

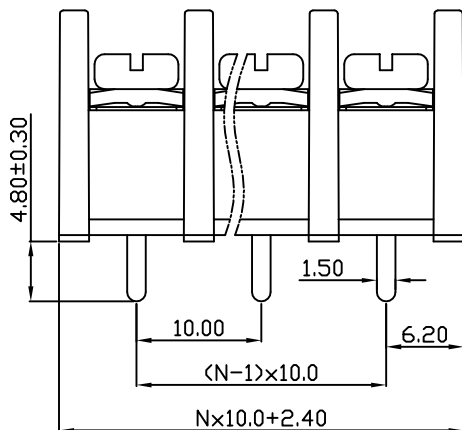
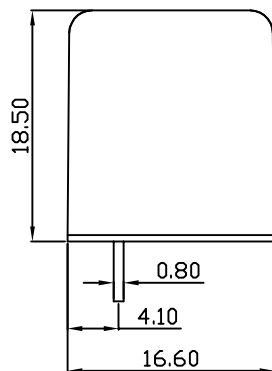



linear dimension(Tolerances Standard GB/T 14486-2008)								—	$\nabla$	$\perp$
variable range	to 6	over 6 to 10	over 10 to 30	over 30 to 60	over 60 to 100	over 100 to 160	over 160 to	to 10	over 10 to 100	over 100 to
tolerance	±0.20	±0.30	±0.50	±0.70	±1.00	±1.30	±1.60	0.10	0.30	0.60



PCB Layout



UL/CUL 技术参数		UL/CUL Technical Data		
等级	Use Group	B	C	D
额定电压	Rated Voltage [V]	300	-	300
额定电流	Rated Current [A]	20	-	10
接线范围	Wire Range	22-10		
单/多芯线	Solid/Stranded [AWG]			
IEC 技术参数		IEC Technical Data		
额定电压	Rated Voltage [V]	600		
额定电流	Rated Current [A]	32		
耐电压	Withstanding Voltage [AWG]	3000V/1Min		
导线截面积	Conductor cross section	4.0		
硬质/柔性导线	Solid/flexible [mm <sup>2</sup> ]			
材料		Material		
绝缘材料	Insulation Material	PA66		
阻燃等级	Imflamability	UL94V-0		
导体材料	Contactive Material	铜合金 Copper alloy		
导体表面镀层	Contactive Coating	镀锡 Sn Plated		
一般参数		Other Data		
间距	Pitch [mm]	10.0		
极数	Poles [P]	02-24		
螺丝	Screw/扭矩 Torque(Max) [N.m]	M4/1.2		
工作温度	Operating temperatur [°C]	-40~+105		
引针尺寸	Pin Dimensions [mm]	0.80x1.50		
PCB板孔径	PCB Hole Diameter [mm]	2.00		

DBT30S — 10.0 — XXP — C — S/P  
 (Series No.) (Pitch) (Poles) Slotted/Phillips

(Color):GN:(Green), BK:(Black), BU:(Blue), RD:(Red), GY:(Gray)  
 OG:(Orange), WT:(White), YL:(Yellow), CR:(Clear)

APPD: JTING Chen 2022.11.26  
 CHKD: Duck Mao 2022.11.26  
 DRFT: Steven Lu 2022.11.26

**DORABO** 宁波地博电气有限公司  
 Ningbo Dorabo Electric CO., Ltd

NAME: DBT30S-10.0-XXP-C-P

TYPE: CUSTOMER\_DRAWING

SIZE: A4

SCALE: 1:1

REV: T0-1

SHEET: 1/1