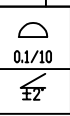
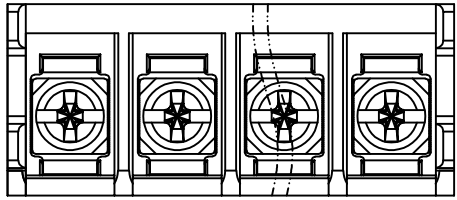


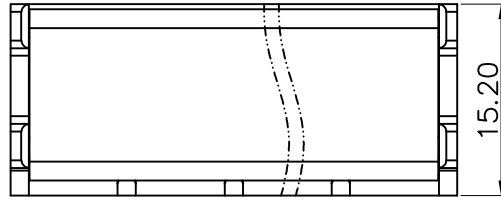
未注公差/General tolerances(mm)													
0	>3	>6	>10	>18	>30	>50	>80	>120	>180	>250	>315	>400	>500
~3	~6	~10	~18	~30	~50	~80	~120	~180	~250	~315	~400	~500	
±0.12	±0.18	±0.22	±0.26	±0.31	±0.37	±0.57	±0.80	±0.93	±1.05	±1.15	±1.60	±2.20	±2.50



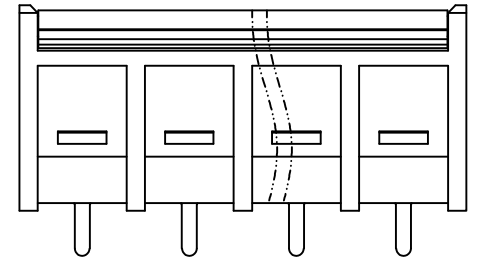
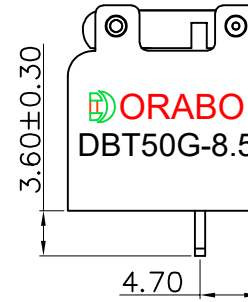
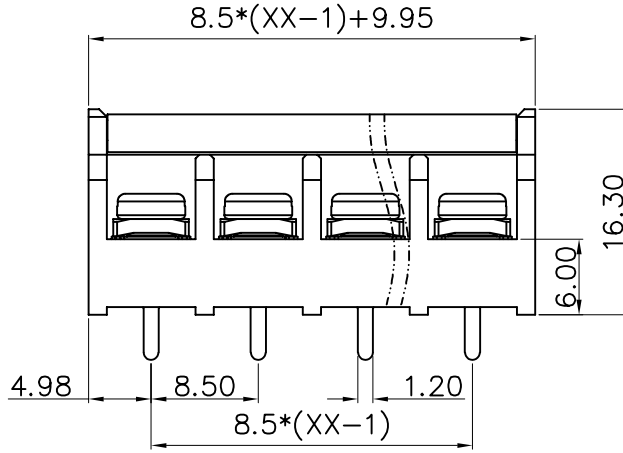
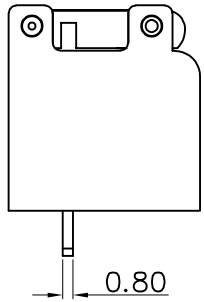
REV	ECN	DESCRIPTION	DRFT	DATE



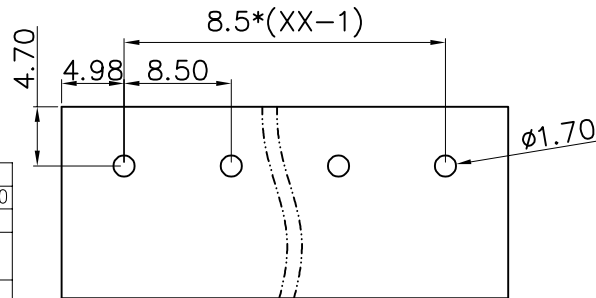
Without Cover View



DBT50G — 8.5 — XXP — C — S/P
 (Series No.) (Pitch) (Poles) Slotted/Phillips
 (Color):GN:(Green), BK:(Black), BU:(Blue), RD:(Red), GY:(Gray)
 OG:(Orange), WT:(White), YL:(Yellow), CR:(Clear)



UL 标准/UL Standard:	B	C	D
额定电压/电流/Rated Voltage(V)/Current(A)	300/20	/	300/10
IEC 标准/IEC Standard:			
过压类别/Overvoltage Category/污染等级/Pollution Degree	III/3	III/2	II/2
额定电压/电流/Rated Voltage(V)/Current(A)	450/24		
额定脉冲电压(KV)/Rate Impulse Voltage(KV)	2		
螺丝扭矩/Torque Tightening(N·m/Lb.in)	M3 0.5N·m/4.43Lb.in		
线径范围(硬线和软线)/Wire Range(rigid and flexible)(mm ² /AWG)	4.0/22~14		
间距/Pitch(mm)/线数范围/Poles	8.5/XX=02~16P		
剥线长度/Stripping length(mm)	7~8		
使用温度范围/Operating temperature(°C)	-40~+105		
符合RoHS环保要求/Conform to RoHS	Yes		



PCB LAYOUT

NAME OF PART	MATERIAL	NOTES
Cover	PC	UL94V-0
Screw	Steel	Ni Plated
Conductor	Copper alloy	Sn Plated
Insulator	PA66	UL94V-0

MAT NO.:	/	宁波地博电气有限公司 NINGBO DORABO ELECTRIC CO., LTD	
STATUS:	/		
APPD: MARK	2024.03.20		
CHKD: MARK	2024.03.20		
DRFT: MARK	2024.03.20	NAME:	DBT50G-8.5-XXP-C-P
SIZE: A4 mm (inch)	TYPE: CUSTOMER_DRAWING	SCALE: 1:1	SHEET 1/1